
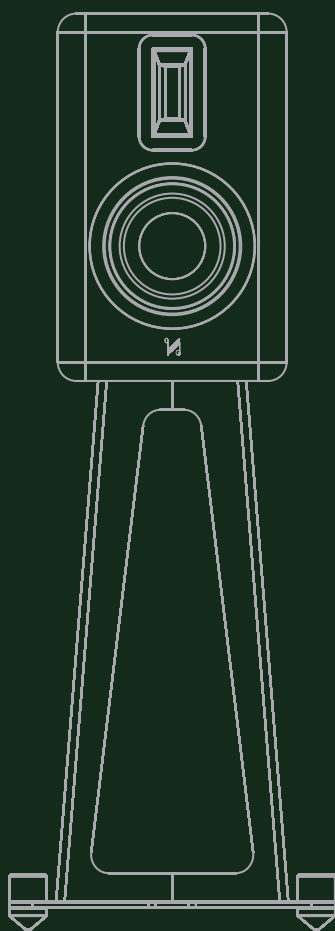


3 YEAR
WARRANTY



*Scan the QR code using a smart-phone device,
for product warranty registration online.*

Revela Series



Loudspeaker Range

User Manual

QUAD

the closest approach to the original sound

IMPORTANT SAFETY INFORMATION

Before installing this product read all these instructions!



This symbol indicates that there are important operating and maintenance instructions in the literature accompanying this unit.

Read these instructions. Keep these instructions. Heed all warnings. Follow all instructions.

Before making any connections, switch all the units in your system off at the mains.

Set the volume control at minimum when you switch on your system or change sources, and turn the level up gradually.

Do not use your amplifier at full volume. Ensure that all loudspeakers in the system are correctly wired.

Do not subject your loudspeakers to excessive cold, heat, humidity or sunlight.

Loudspeakers should not be placed directly facing other hi-fi units or share the same shelf or cabinet.

Do not place heavy objects on top of loudspeakers.

Some manufacturers forbid the placing of objects on top of their TV sets. Check your TV handbook before installing the speaker directly on your TV set. Consult your TV dealer if you are in any doubt.

Do not connect speaker terminals to the mains supply.

Do not dismantle the loudspeaker. There are no user serviceable parts inside it and you will void the warranty by doing so.

Refer all servicing to qualified service personnel. Servicing is required when the apparatus has been damaged in any way, the apparatus has been exposed to rain or moisture, does not operate normally, or has been dropped.

Caution: Changes or modifications not expressly approved by the manufacturer could void the user's authority to operate this device.

Unpacking Your Loudspeaker

Revela loudspeakers come in different shapes and sizes. If you are unpacking a floor-stander, please remember that these units are heavy. We suggest that you have someone to assist you.

Lift the loudspeaker carefully out of the packing. **Do not** try and lift the loudspeaker using the protective bag.

Unpack the accessories carefully.

If there is any sign of damage or if the contents are incomplete, report this to your dealer as soon as possible.

Retain the packing for future safe transport of the product. If you dispose of the packing, do so with respect to any recycling provisions in your area.

QUAD Revela 1 bookshelf: these loudspeakers should ideally be stand mounted though they may be placed on a rigid shelf separate from the rest the system.

QUAD Revela 2 floor-stander: these loudspeakers are floor-standing and should be fitted with spikes for better stability and performance.

Attaching the Spikes to Floor-standing Model - Revela 2

- Make sure you have plenty of unobstructed working space.
- Place a soft cloth on the floor to protect the loudspeaker.
- Invert the loudspeaker onto the cloth.
- Thread a locknut onto each spike and loosely rub it up the thread.
- Thread the spikes into the spike inserts. Tighten them with finger tight.
- Invert the loudspeaker. Be careful not to damage the floor with the spikes.

Levelling the Floor-standing Model - Revela 2

- When the speaker is upright: You will probably find that the speaker will wobble with one spike not contacting the floor. Adjust this spike until all four spikes are in contact to the floor.
- With the aid of a spirit level move each spike in and out until the loudspeaker is level and sitting squarely on all four spikes without rocking.
- Now tighten each locknut securely against the collar in the plinth to secure the spike.
- Screw in rubber feet are provided for use on wood or stone floors etc. and should be attached in the same manner as the spikes.

INTRODUCTION

PREPARING THE LOUDSPEAKERS

CONNECTING THE LOUDSPEAKERS

WARRANTY COVERAGE

SPECIFICATIONS

IMPORTANT SAFETY INFORMATION
INTRODUCTION
PREPARING THE LOUDSPEAKERS
CONNECTING THE LOUDSPEAKERS
WARRANTY COVERAGE
SPECIFICATIONS

INTRODUCTION

The QUAD Revela Series is a striking new speaker series from QUAD - the originators of 'The Closest Approach To The Original Sound'.

Revela continues the QUAD innovations laid out in recent years, taking learnings from the award-winning S-series and Z-series whilst maintaining its strong design heritage, traceable back to 1949 and the first QUAD speaker – the Corner Ribbon.

QUAD Revela brings modern design cues coupled with the now synonymous QUAD 'True Ribbon™' HF driver.

QUAD's director of Acoustics, Peter Comeau, has furthered his ground-breaking engineering work in developing a new Ribbon HF that brings a new level of musical delicacy, smoothness and hear-through performance that helps make the music sing. The True Ribbon HF will reveal beautiful details of your music collection with a truly a breathtaking performance.

The QUAD Revela HF is married to equally high-performance bass and midrange drivers. Using a new 'Reveal™' advanced fibre composition, the QUAD Revela drivers have been subject to almost 3 years of continuous innovation. Refined and further refined for seamless integration with the Ribbon HF, the smooth diaphragm drivers were purpose selected based upon their rigidity and excellent self-damping properties. Combined with the specially developed, custom rubber surround for a greater excursion and high-power motor system, the result is a superb bass performance, with power, depth, speed and articulation in abundance.

And, of course, putting it all together is a phase-compensated Acoustic Butterworth crossover that is the result not only of Computer-Aided Design but also hundreds of hours of critical listening tests using all types and flavours of music, in order to achieve perfection.

Each QUAD Revela cabinet is skilfully hand-finished with real-wood veneers and precision-fitted baffle seamlessly joined with a polished finish. But more than just a truly stunning furniture quality piece of craftsmanship, the cabinet is internally braced, using a purpose engineered structure connect to the cabinet panels in a manner that dissipates unwanted vibrations and resonances, thus maintaining structural rigidity, even under the most strenuous of performances.

Adding to the highly effective innovations in QUAD Revela, the port tube design is precisely positioned with the optimum diameter and flaring to prevent longitudinal resonances from colouring the speaker's performance. The low and midrange frequencies can perform with a free-flowing purity and no unintended resonance or boominess – giving you the full dynamics of your music.

QUAD Revela Series - advanced technology, beautiful looks and breathtaking performance combined for 'The Closest Approach To The Original Sound'.

PREPARING THE REVELA LOUDSPEAKERS

Stands

The bookshelf loudspeakers are intended primarily for stand mounting, though they can be mounted on wall brackets or even on sturdy shelves. The quality of loudspeaker stands greatly influences the performance of your loudspeakers, please do not use flimsy products.

Cables and Connectors

Choosing Loudspeaker Cable

Specialist audio cable usually offers better performance than general purpose 'bell' or 'zip' wire.

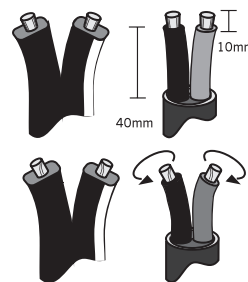
Choose a cable of suitable diameter - cable that is too thin will limit the dynamics of the sound and may impair the bass response. Audio cable is polarised, with two cores of different colours, or often a raised rib or coloured tracer in the case of twin cable. Before you purchase your cable, give careful thought to the positioning of your loudspeakers.

This is especially the case if you are bi-wiring your loudspeakers.

Cable lengths to loudspeaker pairs should be the same for left and right channels in order to equalise the signal transmission. Allow some slack in your speaker cables so you can alter their position to best advantage.

Preparing Loudspeaker Cable

Split the twin cores to a depth of about 40mm. Carefully strip the insulation from each end, leaving about 10mm of bare wire. If the cable is stranded, lightly twist to gather any loose strands.



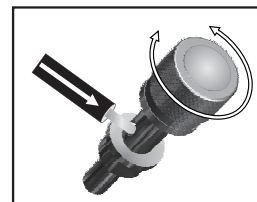
Connecting Screw Terminals

All loudspeakers use screw terminals.

Unscrew the terminal. Insert the bare end of the cable into the hole in the base of the terminal. Tighten securely.

When connecting terminals make sure you leave no strands of bare wire that can short across to adjacent terminals.

As an alternative to bare wire you can use specialist spade connectors. Your QUAD dealer will be pleased to advise you on this issue.



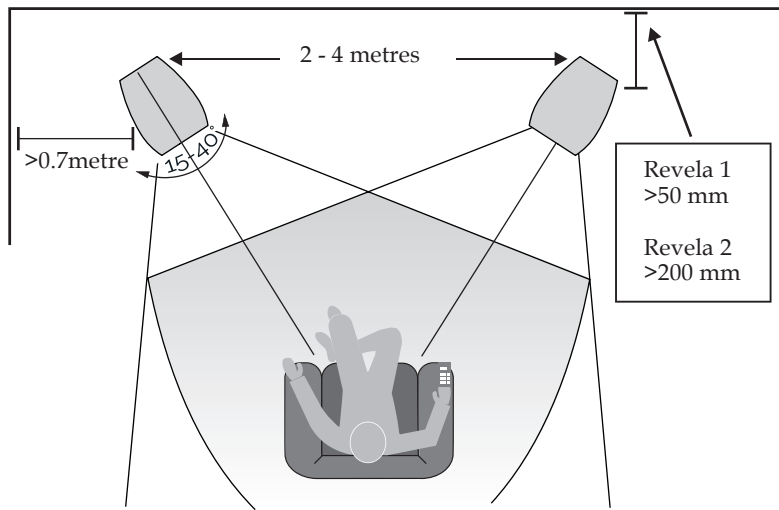
IMPORTANT SAFETY INFORMATION
INTRODUCTION
PREPARING THE LOUDSPEAKERS
CONNECTING THE LOUDSPEAKERS
WARRANTY COVERAGE
SPECIFICATIONS

Positioning the Front Loudspeakers

The Revela 2 model is designed to be floorstanding. We suggest that they are positioned at least 200mm from the rear walls and 700mm from the side walls, facing slightly inwards. The Revela 1 model should stand or wall mounted though they may be placed on a rigid shelf. The bass extension will improve if the small speakers are operated closer to the rear wall.

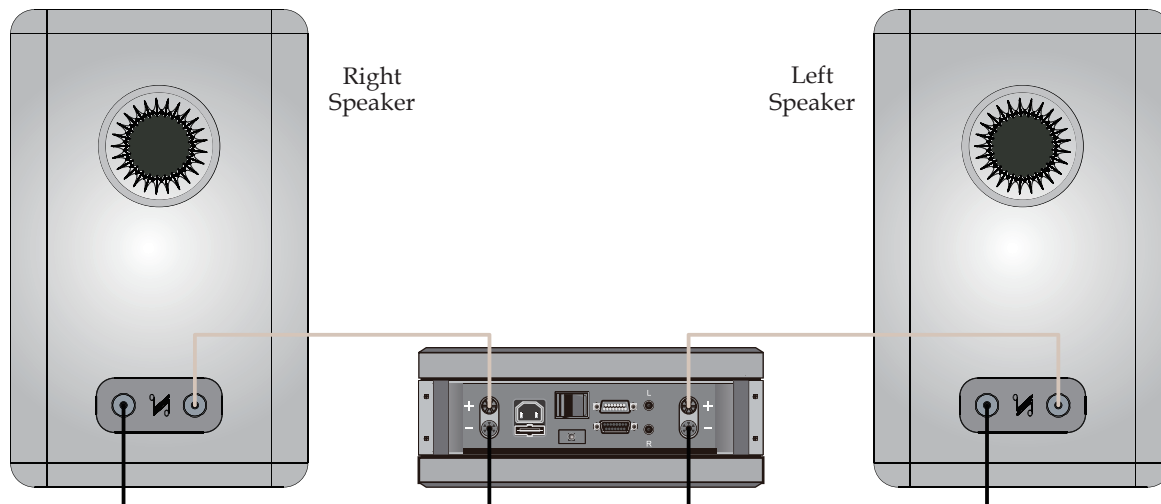
If the loudspeakers are placed too close to the walls the bass will increase but may be boomy and indistinct. If the loudspeakers are placed away from the walls, the inward angle may be increased by up to 40%, although this may restrict the width of the optimum listening position.

A useful rule of thumb is that the listener should be as far from the loudspeakers as they are from each other. The speakers should ideally be positioned so that the treble units are roughly at ear level to a seated listener. As personal taste plays a large role, experiment with different configurations and play a wide range of programmes before finalising the position of your speakers.



CONNECTING THE LOUDSPEAKERS

Standard Connections



Choose a suitable length of twin core speaker cable for each channel, and prepare the ends as described above.

Connect the positive (+) terminal of the Left loudspeaker to the corresponding positive (+) amplifier terminal. Connect the negative (-) terminals similarly. Repeat this procedure for the Right Channel. Note that the positive (+) terminals are located on the right.

GETTING THE BEST FROM YOUR LOUDSPEAKERS

Phase

If the sound lacks definition or the bass is indistinct, this could be because you have inadvertently misconnected your loudspeakers. Please check the wiring to both loudspeakers carefully, especially if they are bi-wired.

Ancillary Equipment

QUAD loudspeakers are compatible with the great majority of audio-visual and high-fidelity equipment. Your amplifier should have ample reserves of power - a low-power amplifier can run out of steam quite easily and the resulting distortion is unpleasant to listen to and could damage your speakers. A more powerful amplifier will usually sound better and enhance the reliability and performance of your loudspeakers.

Running In

Loudspeakers are electro-mechanical and, like all mechanical systems, they need a 'running in' period. For the first 50 hours or so exercise care and play your system at reasonable volume levels. After running in, you will notice a significant sonic improvement.

Care and Maintenance

Little maintenance is required. The cabinets can be occasionally wiped with a damp (not wet) cloth. Spray polish, if used, should be applied sparingly - spray the polish onto a cloth and then apply it to the speaker. NEVER spray at the grille cloth or the speaker drive units. To clean the grilles, remove them first before gently brushing with a soft brush. Never use solvent cleaners. Minor stains are best removed with soap and lukewarm water. Avoid touching the drive units as they can easily be damaged.

IMPORTANT SAFETY INFORMATION
INTRODUCTION
PREPARING THE LOUDSPEAKERS
CONNECTING THE LOUDSPEAKERS
WARRANTY COVERAGE
SPECIFICATIONS

Looking After Your Loudspeaker

- Your QUAD Revela loudspeakers are finished with a 'piano lacquer'. This is a multi-layer high-gloss paint finish of the highest quality. They should not be waxed or treated with spray solvents which will smear and dim the finish. Occasionally polish them with a dry or barely moist cloth to remove dust and finger marks etc.
- If you play the speakers with the grilles off exercise great care. We recommend that you do not operate speakers with the grilles off if there are children or pets in the house.
- Occasionally, remove the loudspeaker grilles and brush them gently with a soft brush before replacing them carefully.
- We advise that you do not use a vacuum cleaner to clean loudspeaker grilles.
- We advise that you do not place anything on your loudspeakers to prevent damage to the cabinet surface.
- Avoid getting any liquid behind the grille. If you spill liquid on your loudspeakers, take them to your dealer for attention before using them again.
- Do not open the speakers, there are no user serviceable parts inside.
- NEVER touch the drive units either with an object or your hands.

WARRANTY COVERAGE

Your loudspeakers have been constructed to the highest standards. From top grade furniture construction and finish to carefully designed and selected acoustic components, QUAD speakers are built to provide a lifetime of sonic pleasure. We hope you will derive many years of good service from our products.

QUAD warrants its products, subject to the following terms and conditions below, to be free from defects in materials and workmanship.

Online Registration

3 YEAR
WARRANTY



Scan the QR code using a smart-phone device, for product warranty registration online.

The three (3) year extended warranty is applicable to items purchased from Jan 1st 2021, onwards. Items purchased prior to this date are not eligible for this extended warranty service but are subject to statutory warranty claims and all applicable consumer rights.

To qualify for the extended 3 year warranty, you must register your product within ninety (90) calendar days from the date of purchase. Visit <https://www.quad-hifi.co.uk/warranty-registration> to complete your online registration. Items not registered online will have a Limited Warranty for one (1) year, or for the period of your country's statutory warranty, whichever is longer.

Warranty can only be offered to products registered with proof of purchase with date, model and details of the authorised dealer clearly stated on the receipt/invoice. Please keep the original receipt/invoice in case it is required for a warranty claim.

This Limited Warranty is non-transferable and is offered exclusively to the original owner.

This Limited Warranty is valid only in the original country of purchase.

Repairs or replacements are provided under this warranty are the exclusive remedy of the consumer. QUAD shall not be liable for any incidental or consequential damages for breach of any expenses or implied warranty with any product. Except to the extent prohibited by law, this warranty is exclusive and in lieu of all other warranties whatsoever, both expressed and implied, including but not limited to the warrant of merchantability and fitness for practical purpose.

This warranty provides benefits that are additional to and do not affect your statutory consumer rights.

This Limited Warranty offer is subject to correct information being submitted in your application. Incorrect dates or mismatched purchase receipt dates that are outside of the warranty terms will immediately invalidate any warranty claim.

*Please check with your dealer local distributor for further information.

Exclusions

The following items are excluded from the QUAD warranty:

Normal wear and tear and cosmetic damage (including but not limited to any wear from reasonable use, environmental deterioration or neglect)

Products on which the serial number has been removed, altered or otherwise made illegible.

Products not purchased from an authorised QUAD dealer.

Products that were not new at the time of original purchase.

Products sold 'as is', 'as seen' or 'with faults'.

IMPORTANT SAFETY INFORMATION
INTRODUCTION
PREPARING THE LOUDSPEAKERS
CONNECTING THE LOUDSPEAKERS
WARRANTY COVERAGE
SPECIFICATIONS

Product not purchased from an Authorised Dealer/Distributor within the region of the claim (ie parallel imports or grey market products)

Accidental damage or faults caused by commercial use, acts of God, incorrect installation, incorrect connection, incorrect packaging, misuse or careless operation or handling which is not in accordance with the user instructions.

Equipment that has been operated in conjunction with unsuitable, inappropriate or faulty apparatus.

Repairs, alterations or modifications carried out by parties other than QUAD or its authorised service partners.

Damage in transit that cannot be attributable to the fault of QUAD, the authorised distributor or dealer (ie. claims otherwise covered by transit insurance.)

Faults relating to abnormal or inappropriate power supply voltage or power surges.

Faults relating to extremities in temperature, exposure to heat, water or other liquids, insects, excessive moisture, sand, chemicals, battery leakage or any other contaminants.

Any force majeure events, including but not limited to any acts of God, fire, lightning, typhoon, storm, earthquake, hurricane, natural disaster, tsunami, flood, war, riot, public disturbance.

Any other causes beyond the reasonable control of either QUAD and its Authorised Distributor.

Please note items purchased before 1st Jan 2021 are not eligible for the extended warranty claim.

How to Claim

To obtain warranty service please contact the authorised dealer from which you purchased this product and present the limited warranty certificate offered upon registration of your product's extended warranty offer.

Do not dispatch goods without the prior agreement of the dealer distributor or authorised service centre.

If asked to return products for inspection and or repair, please pack carefully preferably in the original carton or packaging affording an equal degree of protection and returned via insured, trackable courier service.

The authorised dealer or distributor will offer full return details and instructions. However, please note if unsuitable packaging is used the warranty may be deemed void due to improper action in return.

QUAD or the authorised distributor, dealer or service centre may make a charge for the supply of new packaging for the return of the repaired item. Please note, insurance is recommended as goods are returned at the owner's risk. Authorised distributors or service centres can not be held liable for loss or damage in transit. insurance and freight charges on the return journey will be paid for by QUAD, authorised dealer, distributor or service centre if corrective work proves to be necessary.

In the event of 'no-fault found' or 'no repair necessary', the return shipping charge will be the responsibility of the owner.

Repairs

All repairs will be carried out by the appointed distributor (or locally appointed service centre). Repairs handled or processed without authorisation or approval of the appointed representative will be excluded from this limited warranty. Please note, QUAD is not able to supply parts or replacement items to any other entity than the official distributor or authorised service centre.

Other than the warranty and services set out in this warranty, to the fullest extent permitted by law, QUAD shall not be liable to you and/or any third party or entity whatsoever for:

- Any loss, damages and/or malfunction caused to any product(s) which is/are connected to any of the products covered by this warranty.
- Any damages, loss and liability, whether direct, indirect, incidental, consequential special, punitive or otherwise, howsoever caused by, arising out of or otherwise, in relation to the installation, delivery, use, service, repair, replacement and/or maintenance of the product;
- Any damages, loss and liability under this warranty in respect of any act, omission, or negligence of any of their technicians, employees, agents, representatives or independent contractors relating to the actual or purported performance of any of the obligations under this warranty.

IMPORTANT SAFETY INFORMATION
INTRODUCTION
PREPARING THE LOUDSPEAKERS
CONNECTING THE LOUDSPEAKERS
WARRANTY COVERAGE
SPECIFICATIONS

Service Centre Address

For technical support, servicing or product queries and information please contact either your local retailer or the office below.

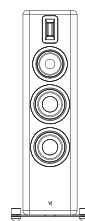
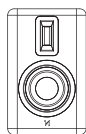
IAG Service Dept.
13/14 Glebe Road
Huntingdon
Cambridgeshire
PE29 7DL
UK

Tel: +44(0)1480 452561

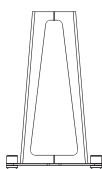
Email: service@quad-hifi.co.uk

For information on other authorised service centres worldwide contact QUAD International, UK.
A world wide distributors list is available on the QUAD website: www.quad-hifi.co.uk

SPECIFICATIONS



Model	QUAD Revela 1	QUAD Revela 2
General Description	Bookshelf	Floor-standing
Enclosure Type	Bass reflex	Bass reflex
Transducer Complement	2-way	3-way
Bass Driver	165mm advanced fibre cone	2 x 165mm advanced fibre cone
Midrange Driver	-	150mm advanced fibre cone
Treble Driver	27 x 60mm true ribbon	27 x 60mm true ribbon
AV Shield	No	No
Sensitivity (2.83V @1m)	86dB	89dB
Recommended Amplifier power	30-120w	20-200w
Peak Power Handling	120w	200w
Peak SPL	102dB	110dB
Nominal Impedance	6Ω	6Ω
Minimum Impedance	4.1Ω	3.9Ω
Frequency Response (+/-3dB)	54Hz - 24kHz	40Hz - 24kHz
Bass Extension (-6dB)	40Hz	35Hz
Crossover Frequency	2.9kHz	650Hz - 3.8kHz
Cabinet Volume (in litres)	17.6L	14.8L/28.5L
Dimensions		
Height (on plinth & spikes)	395mm	965mm
Width	246mm	350mm
Depth	312mm (inc Grille and Terminals)	325mm (inc Plinth, Grille and Terminals)
Carton Size	650mm x 400mm x 515mm	440mm x 410mm x 1076mm
Net Weight	24.6kg/ctn	31.8kg/ctn
Finish	Piano Walnut / Piano Black, Piano Black	Piano Walnut / Piano Black, Piano Black
Standard Accessories	User manual, certificate, rubber feet	User manual, certificate, spike seat



Model	QUAD Revela Stand
General Description	Speaker stand
Measurement	
Height	590mm
Top Effective Size (W x D)	159 x 196mm
Base (W x D)	350 x 280mm
Materials	
Columns	Birch plywood piano finish
Base Plate	High carbon steel tube
Base Spikes	Hardened high carbon steel
Package Quantity	Pair
Optional For	QUAD Revela 1
Dimensions	
Height (on plinth & spikes)	590mm
Width	350mm
Depth	280mm
Carton Size	650mm x 580mm x 280mm
Net Weight	15.8 kg/pcs
Gross Weight	18.4 kg/ctn
Finish	Piano Black









Correct Disposal of this product. This marking indicates that this product should not be disposed of with other household wastes throughout the EU. To prevent possible harm to the environment or human health from uncontrolled waste disposal, recycle it responsibly to promote the sustainable reuse of material resources. To return your used device, please use the return and collection systems or contact the retailer where the product was purchased. They can take this product for environmentally safe recycling.

QUAD

IAG House, 13/14 Glebe Road, Huntingdon, Cambridgeshire, PE29 7DL, UK

Tel: +44(0)1480 452561 Email: service@quad-hifi.co.uk <http://www.quad-hifi.co.uk>

IAG reserves the right to alter the design and specifications without notice. All rights reserved © IAG Group Ltd.

QUAD is a member of the International Audio Group.